


PULS


POWER SUPPLY SOLUTIONS  
AT A GLANCE



# PULS

## The Technology Leader

Efficient. Innovative. Different.



When I founded PULS over 45 years ago, we were a handful of developers with a common goal: We wanted to revolutionise power supply technology.

Today PULS is a global market and technology leader in the field of industrial power supplies, setting standards in DIN rail power supplies, decentralised Field Power Supplies, and pioneering wireless charging systems. This was made possible by our focus and a clear understanding of the applications and challenges which our customers face in their daily business.

I am proud of our global team that naturally strives for the next stage of product innovation as well as for an excellent technical service and customer support.

PULS power supplies are developed by a highly skilled R&D team at our inspiring headquarters in Munich / Germany as well as our growing innovation lab in Vienna / Austria.

We manufacture in our own smart, environmentally friendly factories across the Czech Republic, Germany, Italy and China, and are expanding to India in partnership with a local manufacturing specialist. The entire value chain runs entirely under our supervision, as this level of control is very important to us. In customer audits, our factories are repeatedly praised for their efficiency, streamlined structure and sustainable objectives.

I am proud of what we have achieved for our customers over the past decades. The future promises many more exciting innovations in the field of industrial power supplies.

We invite you to take full advantage of it!

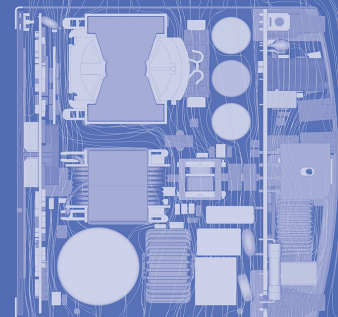
Bernhard Erdl  
CEO, Chief Developer and Founder





## Reliability

- Three company-owned factories in Czech Republic, Germany and China
- Highly-skilled technical application support
- Global sales and distribution network
- High delivery reliability
- Long product availability




## Products

- Wide product portfolio
- Focus on efficiency
- High MTBF and long lifetime
- Cool-design for low temperatures
- Compact and lightweight
- High peak output current
- Easy to use

## Focus

- All resources focus on industrial power supply solutions
- High performing and sustainable organisational structure
- Decades of competence



# The perfect DC power supply for your application



## PLANET

The next performance standard for DIN rail power supplies in efficiency, size, lifetime and ease-of-use.



## DIMENSION

Efficient, compact and durable IP20 DIN rail power supplies. Highest performance with multiple variants, features and approvals.



## FIEPOS FIELD POWER SUPPLY

Flexible Field Power Supplies with IP54, IP65 and IP67 rating for decentralised applications. A unique alternative to the control cabinet.



## PIANO

Cost-optimised DIN rail power supplies with focus on basic features – without compromising quality and reliability.



## PISA

Multi-channel electronic circuit breakers designed for current distribution and protection of DC 24 V load circuits.



	<b>PLANET</b> New standard	<b>DIMENSION</b> Full features	<b>PIANO</b> Basic features	<b>FIEPOS</b> Decentralised
--	-------------------------------	-----------------------------------	--------------------------------	--------------------------------

<b>Input voltage</b>				
AC	AC 120-240 V 3AC 380-500 V	AC 100-240 V 2AC 380-480 V 3AC 380-480 V	AC 100-240 V AC 200-240 V	AC 100-240 V AC 200-240 V 3AC 380-480 V
DC	–	DC 12 / 24 / 48 / 600 V DC 110-150 V DC 110-300 V	–	DC 110-300 V DC 200-300 V
<b>Output voltage (DC)</b>	24 / 48 V	12 / 24 / 36 / 48 V	12 / 24 / 48 V	24 V
<b>Output power</b>	960 W	80-960 W	36-480 W	360 W, 600 W
<b>Power reserves</b>	120 % continuous up to 200 % short-term	120 % continuous or 150 % short-term	–	600 or 1,000 W (up to 5 s)
<b>Protection Class</b>	IP20	IP20	IP20	IP54 IP65 and IP67
<b>Communication</b>	LED interface DC OK AC OK	DC OK Display versions IO-Link versions	DC OK	LED interface IO-Link versions Output OK versions
<b>Terminal options</b>	Screw, Spring-clamp, Spring-clamp with push-in functionality	Screw, Push-in, Spring clamp	Screw, Push-in	7/8", M12-L/-T/-A, Han Q series, Quiconk
<b>Special versions</b>	<ul style="list-style-type: none"> <li>• Remote shutdown</li> <li>• Integrated decoupling function</li> </ul>	<ul style="list-style-type: none"> <li>• Conformal coating</li> <li>• Enhanced DC input</li> <li>• Remote shutdown</li> <li>• 2 MOPP for medical applications</li> <li>• EN 50155 for railway applications</li> <li>• Integrated decoupling function</li> </ul>	<ul style="list-style-type: none"> <li>• Conformal coating</li> <li>• Highline input voltage (AC 200-240 V)</li> <li>• NEC Class 2</li> </ul>	<ul style="list-style-type: none"> <li>• Up to 4 current limited outputs</li> <li>• Highline input voltage (AC 200-240 V)</li> <li>• NEC Class 2</li> </ul>

<b>Product series</b>	<b>PLANET</b>		<b>DIMENSION</b>		<b>PIANO</b>		<b>FIEPOS</b>	
		page		page		page		page
1-phase power supplies	SP	10-16	CP, CPS, CS, QS	10-12	PIC, PIM	10-12	FPS, FPH	15
3-phase power supplies	TP	10-16	CT, QT, XT	12			FPT	15
DC/DC converters			CD, QTD	13				
DC-UPS & buffer modules			UB, UC, UF	17				
Redundancy modules			YR	16	PIRD	16		
Electronic circuit breakers			PISA	18				
Mounting brackets			ZM	16				

# PLANET

DIN rail power supplies  
Efficient. Compact. Reliable.



The new generation of  
DIN rail power supplies

The new PLANET product family sets the next performance standard. PULS has made substantial progress both in user-friendliness and in the core parameters of power supply design: efficiency, size, and lifetime have each improved by around 30 % compared to the company's previous 3-phase models. This saves users both space and cost. Useful features such as active load sharing, an optimised voltage selector, redesigned spring-clamp terminals and an integrated LED load indicator simplify installation and ensure smooth operation.


## Your Better Power Benefits

Save CO<sub>2</sub> with  
**Highly efficient**  
power supplies

## PLANET

1-phase

3-phase



Save costs with



**Powerful**

solutions with 120 %, 150 %  
and 200 % BonusPower



Save time with  
**Visible power**

thanks to integrated LEDs

Reduce effort with  
**Featherlight**  
installation



Find more information  
about PLANET  
via this QR code.

# PISA

## Electronic circuit breakers



### PISA

#### Electronic circuit breakers

The new multi-channel electronic circuit breakers PISA-M (4 channels) and PISA-B (8 channels) help you to optimise the availability of your DC power supply systems right away.

All PISA models are also available in NEC Class 2 versions, offering enhanced safety and simplified compliance.



You can find all products listed on page 18. Find more information about PISA directly via this QR code.



**Higher availability**  
Identify and isolate individual faulty branches



**Higher reliability**  
Fast trouble-shooting via real-time LEDs and alarm signal



**Tool-free installation**  
Simple cabling thanks to push-in connections and configuration via push-button

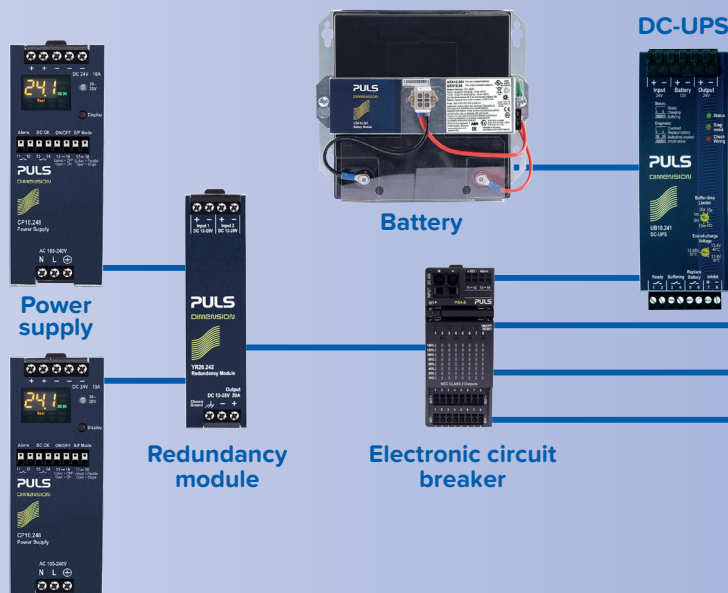


**Higher packing density**  
Immediately more space in the switch cabinet thanks to the narrow width of just 22.5 mm (PISA-M) and 52 mm (PISA-B)

### Think of your power supply as a system

A power supply system includes more than just the power supply unit itself. DC UPS, fuses and redundancy or buffer modules contribute to a holistic solution.

PULS provides all necessary products to plan an efficient and reliable power supply system for your cabinet.



# FIEPOS

## FIELD POWER SUPPLY

IP54, IP65 and IP67



Flexible. Reliable. Durable.

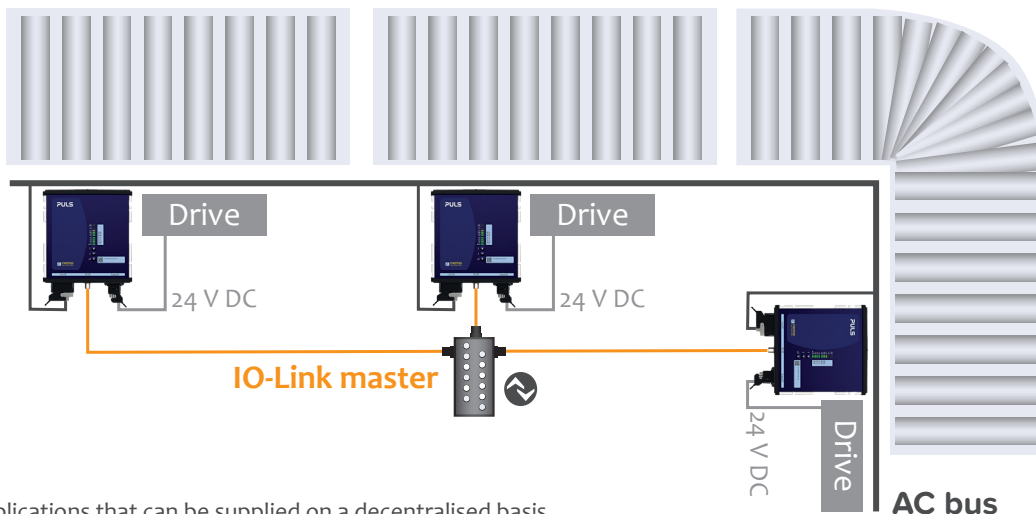
### Decentralised Power Supplies

The decentralised FIEPOS field power supplies with a high degree of ingress protection IP54, IP65 and IP67 were developed for flexible use directly in the field.

The field power supplies are available for one-phase and three-phase systems and in various versions: for example, with a variety of different connectors (e.g. 7/8", Han Q series, M12) and IO-Link as communication interface.

Also unique on the market are the eFused versions, which are equipped with up to four current-limited outputs. These devices allow very easy realisation of selective current distribution, protection, and monitoring directly in the field.

### Application example for a FIEPOS powered conveyor belt:



There are many applications that can be supplied on a decentralised basis and in an energy-efficient and flexible manner. Individual system parts can be put together in a modular way, allowing them to be extended, maintained, and converted more effectively.



### Space savings and flexibility

The compact housing with a high degree of IP protection (IP54, IP65 and IP67) and various connector options facilitates flexible use directly in the field.



### Excellent system availability

The selective protection means only faulty outputs are switched off, which makes for excellent system availability.



### Environmentally friendly

The high degree of efficiency of > 95 % keeps the device in the defined temperature range.

This means there is no need for an environmentally harmful potting compound for cooling the electronic components.



### Ease of use

The output voltage and the current-limited outputs (eFused series) can be monitored and set directly via the LED interface and the push buttons on the front of the device or remotely via IO-Link.



You can find all products listed on page 15.  
More information about FIEPOS:  
[www.pulspower.com](http://www.pulspower.com) or directly via this QR code.

# Overview – Power supplies IP20

## 100-240 V Power Supplies

Output DC	Article number	Power	Input AC	Input DC	Special features	
5 V	3 A ML15.051	15 W	AC 100-240 V	DC 110-300 V	NEC Class 2	
	5 A ML30.101	25 W		DC 110-300 V	NEC Class 2	
12 V	1.3 A ML15.121	15 W	AC 100-240 V	DC 110-300 V	NEC Class 2	
	2.5 A ML30.102	30 W		DC 110-300 V	NEC Class 2	
	4.2 A ML50.102	50 W		DC 110-300 V	NEC Class 2	
	4.5 A	ML60.121		54 W	DC 110-300 V	NEC Class 2
		ML60.122	DC 110-300 V		-40 °C to +70 °C	
	5 A	PIM60.121	60 W	--	--	Push-in terminals, NEC Class 2
		PIM60.125		--	--	Screw terminals, NEC Class 2
	7.5 A	ML100.102	90 W	AC 100-120 / 220-240 V	DC 290 V	
	10 A	CP5.121	120 W	AC 100-240 V	DC 110-150 V	
	15 A	QS10.121	180 W		DC 110-150 V	
	16 A	CP10.121	192 W		DC 110-150 V	Remote ON/OFF
		CP10.122			DC 110-300 V	Enhanced DC input range, remote ON/OFF
	30 A	CPS20.121	405 W		--	
±12 V	2.5 A ML30.106	36 W	AC 100-240 V	DC 110-300 V	Dual-output voltage, NEC Class 2	
24 V	0.63 A ML15.241	15 W	AC 100-240 V	DC 110-300 V	NEC Class 2	
	1.3 A	ML30.100		30 W	DC 110-300 V	NEC Class 2
		ML30.241			DC 110-300 V	NEC Class 2
		PIM36.241		36 W	--	Push-in terminals
	2.1 A	ML50.100	50 W		DC 110-300 V	NEC Class 2
		ML50.101			DC 110-300 V	NEC Class 2
		ML50.111			DC 110-300 V	With plug connector
	2.5 A	ML60.241	60 W		DC 110-300 V	NEC Class 2
		ML60.242			DC 110-300 V	-40 °C to +70 °C
		PIM60.241			--	Push-in terminals, NEC Class 2
		PIM60.245			--	DC OK LED, NEC Class 2
	3 A	ML70.100	72 W	AC 100-120 / 220-240 V	DC 290 V	NEC Class 2
	3.3 A	CS3.241	80 W	AC 100-240 V	DC 110-300 V	NEC Class 2
	3.4 A	QS3.241			DC 110-300 V	
	3.75 A	PIM90.241	90 W		--	Push-in terminals
		PIM90.245			--	Screw terminals
		PIM90.245-L1			--	NEC Class 2
	3.8 A	QS5.DNET	91 W		DC 110-300 V	DeviceNet approved
	3.9 A	ML95.100	95 W	AC 100-120 / 220-240 V	DC 290 V	NEC Class 2
4.2 A	ML100.100	100 W		DC 290 V		

<b>DIMENSION</b>	C, Q, U, X, Z
<b>PLANET</b>	TP, SP
<b>PIANO</b>	PIC, PIM, PIRD
<b>MiniLine</b>	ML



Output DC		Article number	Power	Input AC	Input DC	Special features	
24 V	5 A	CP5.241	120 W	AC 100-240 V	DC 110-150 V	Screw terminals	
		CP5.241-S1			DC 110-150 V	Spring clamp terminals	
		CP5.241-S2			DC 110-150 V	Push-in terminals	
	CS5.241		AC 100-120 / 200-240 V	--	Screw terminals		
	CS5.241-S1			--	Spring clamp terminals		
	CP5.242			DC 110-300 V	Enhanced DC input range		
	CS5.243		AC 100-120 V	--	Reduced input voltage range		
	CS5.244			--	Reduced input voltage range		
	PIC120.241C			--	Reduced input voltage range		
	PIC120.242C		AC 100-120 / 200-240 V	--	Reduced input voltage range, no DC OK relay		
	PIC120.241D			--	Dual input range		
	QS5.241			DC 110-300 V			
		8 A	QS10.DNET	192 W		DC 110-150 V	DeviceNet conform
	10 A	CP10.241	240 W	AC 100-240 V	DC 110-150 V	Screw terminals	
DC 110-150 V					Spring clamp terminals		
DC 110-150 V					Push-in terminals		
CP10.242			AC 100-240 V	DC 110-300 V	Enhanced DC input range		
CP10.248				DC 110-150 V	Power supply condition display		
PIC240.241C				--	Reduced input voltage range		
PIC240.241D			AC 100-240 V	--	Wide input voltage range		
CS10.241				--	Dual input voltage range		
CS10.241-S1				--	Spring clamp terminals		
CS10.242			AC 100-120 V	--	PFC Class A (EN 61000-3-2) compliant		
CS10.243				--	Reduced input voltage range		
CS10.244				--	Reduced input voltage range		
QS10.241			AC 100-240 V	DC 110-150 V			
QS10.241-D1				DC 110-300 V	Enhanced DC input range		
CP20.241	DC 110-150 V			Screw terminals			
20 A	CP20.241-S1	480 W	AC 100-240 V	DC 110-150 V	Spring clamp terminals		
				DC 110-150 V	Push-in terminals		
				DC 110-150 V	Remote ON/OFF		
	CP20.241-V1		AC 100-240 V	DC 110-150 V	Power supply condition display		
	CP20.248			DC 110-150 V	Power supply condition display		
	PIC480.241C			--	Reduced input voltage range		
	PIC480.241D		AC 100-240 V	--	Wide input voltage range		
	CPS20.241			--			
	QS20.244			AC 200-240 V	Reduced input voltage range		
	QS20.241		AC 100-240 V	DC 110-150 V			
40 A	QS40.241			960 W	AC 100-240 V	--	Wide input voltage range
	SP960.241-S					--	Screw terminals
	QS40.244		AC 200-240 V	--			
30 V	8 A	QS10.301	240 W	AC 100-240 V	DC 110-150 V	Spring clamp terminals	
36 V	6.7 A	CP10.361		AC 100-240 V	DC 110-150 V	Screw terminals	
	13.3 A	CPS20.361	480 W		--		
		QS20.361			DC 110-150 V		
	26.7 A	QS40.361	960 W		--		

# Overview – Power supplies IP20

## 100-240 V Power Supplies

Output DC	Article number	Power	Input AC	Input DC	Special features	
48 V	1.1 A	ML50.105	50 W	AC 100-240 V	DC 110-300 V	Enhanced DC input range
	2.1 A	ML100.105	100 W	AC 100-120 / 220-240 V	DC 290 V	Dual input voltage range
	2.5 A	CP5.481	120 W	AC 100-240 V	DC 110-150 V	
	5 A	CS10.481	240 W	AC 100-120 / 200-240 V	--	Dual input voltage range
		QS10.481		AC 100-240 V	DC 110-150 V	
		QS10.481-D1			DC 110-300 V	Enhanced DC input range
	5.4 A	CP10.481	260 W		DC 110-150 V	
	10 A	CP20.481	480 W		DC 110-150 V	
		CPS20.481			--	
		PIC480.481D			--	
		QS20.481			DC 110-150 V	
	20 A	SP960.481-S	960 W		--	Screw terminals
		QS40.484		AC 200-240 V	--	

## 380-480 V Power Supplies

Output DC	Article number	Power	Input AC	Special features	
12 V	8 A	CT5.121	96 W	2AC 380-480 V	
24 V	3.75 A	ML90.200	90 W	2AC 380-480 V	NEC Class 2
	4.2 A	ML100.200	100 W		
	5 A	CT5.241	120 W		
	10 A	CT10.241	240 W	3AC 380-480 V	
	20 A	QT20.241	480 W		
	40 A	QT40.241	960 W		
	QT40.242			Enhanced lifetime	
36 V	13.3 A	QT20.361	480 W	3AC 380-480 V	
	26.7 A	QT40.361		3AC 380-480 V	
48 V	5 A	CT10.481	240 W	3AC 380-480 V	
	10 A	QT20.481	480 W		
	20 A	QT40.481	960 W		

## 380-500 V Power Supplies

Output DC	Article number	Power	Input AC	Special features	
24 V	40 A	TP960.241	960 W	3AC 380-500 V	Spring clamp terminals , LED load indicator
48 V	24 A	TP960.481			Spring clamp terminals , LED load indicator
		TP960.484			Spring clamp terminals , LED load indicator, Remote ON/OFF



## Power supplies with IO-Link


Output DC	Article number	Power	Input	Special features
24 V	20 A CP20.242-IOL	480 W	AC 100 - 240 V DC 110 - 300 V	IO-Link, extended DC range
	40 A QT40.241-IOL	960 W	3AC 380-480 V	IO-Link

## Power supplies with EtherCAT

Output DC	Article number	Power	Input	Special features
24 V	10 A CP10.241-ETC	240 W	AC 100 - 240 V DC 110 - 300 V	EtherCAT, extended DC range
	20 A CP20.241-ETC	240 W	AC 100 - 240 V DC 110 - 300 V	EtherCAT, extended DC range
48 V	10 A CP20.481-ETC	480 W	AC 100 - 240 V DC 110 - 300 V	EtherCAT, extended DC range

## DC/DC converters

Output DC	Article number	Power	Input DC	Special features
5 V	10 A CD5.051	50 W	DC 18-32.4 V	
12 V	8 A CD5.121	96 W	DC 24 V	
24 V	3.8 A CD5.241-L1	92 W	DC 24 V	Spring clamp terminals, NEC Class 2
	4 A CD5.243	96 W	DC 12 V	Screw terminals
	5 A CD5.241	120 W	DC 24 V	Screw terminals
	CD5.241-S1		DC 24 V	Spring clamp terminals, input „low“ signal
	CD5.242		DC 48 V	Screw terminals
10 A	CD10.241	240 W	DC 24 V	
	CD10.242		DC 48 V	
20 A	CPS20.241-D1	480 W	DC 110-300 V	
	QTD20.241		DC 600 V	For intermediate DC bus
48 V	5 A CD10.482	240 W	DC 48 V	
	10 A CPS20.481-D1	480 W	DC 110-300 V	Enhanced DC input range





## Conformally coated power supplies

Output DC	Article number	Power	Input AC	Input DC	Special features	
24 V	2.1 A	ML50.109	50 W	AC 100-240 V	DC 110-290 V	NEC Class 2
	4.2 A	ML100.109	100 W	AC 100-120 / 220-240 V	DC 290 V	
	5 A	CP5.241-C1			DC 110-150 V	
		CS5.241-C1	120 W		--	
		QS5.241-A1		AC 100-240 V	DC 110-300 V	ATEX
	10 A	CP10.241-C1	240 W	AC 100-240 V	DC 110-150 V	
		CP10.241-R2-C1			DC 110-150 V	*
		QS10.241-C1			DC 110-150 V	
		QS10.241-A1			DC 110-150 V	ATEX
		CT10.241-C1		3AC 380-480 V	--	
	20 A	CP20.241-C1	480 W	AC 100-240 V	DC 110-150 V	
		CP20.241-R2-C1			DC 110-150 V	
		CPS20.241-C1			--	*
QS20.241-A1				DC 110-150 V	ATEX	
QS20.241-C1				DC 110-150 V		
PIC480.241C-C1			AC 200-240 V	--		
QT20.241-C1			3AC 380-480 V	--	ATEX	
40 A	QS40.241-C2	960 W	AC 100 - 240 V	--		

\* Output decoupling for redundancy, plug connectors

## Medical applications – IEC 60601-1 compliant, 2 MOPP

Output DC	Article number	Power	Input AC	Input DC	
24 V	5 A	CP5.241-M1	120 W	AC 100-240 V	--
	10 A	CP10.241-M1	240 W		DC 110-150 V
	20 A	CP20.241-M1	480 W		DC 110-150 V

## Railway applications – EN 50155 compliant

Output DC	Article number	Power	Input DC	
24 V	4.2 A	QS5.241-60	100 W	DC 110 V
	8.3 A	CP10.241-60	200 W	DC 96-110 V
24.5 V	16.3 A	CPS20.241-60	400 W	DC 110 V

## DeviceNet power supplies

Output DC	Article number	Power	Input AC	Special features	
24 V	3.8 A	QS5.DNET	91 W	AC 100-240 V	DC 110-300 V, NEC Class 2
	8 A	QS10.DNET	192 W		DC 110-150 V

DIMENSION	C, Q, U, X, Z
FIEPOS	FPS, FPH, FPT
PIANO	PIC, PIM, PIRD
MiniLine	ML



## Overview - Power supplies IP54, IP65 and IP67

### IP54, IP65 and IP67 power supplies, 100-240 V

Output DC	Article number	Power	Input AC	Input DC	Special features
24 V 15 A	FPS300.241-002-101	360 W	AC 100-240 V	DC 110-300 V	DC OK, input: Han Q 4/2, output: Han Q 4/0
	FPS300.245-016-101				IO-Link, 2 channel, input: 7/8" - 3 pin, output: 1 x 7/8" 5 pin
	FPS300.245-034-105				IO-Link, 4 channel, input: M12-S, output: 2 x M12-L
	FPS300.245-047-103				IO-Link, 4 channel, input: 7/8" 3 pin, output: 2x 7/8" 4 pin
	FPS300.245-047-111				Output OK, 4 channel, input: 7/8" 3 pin, output: 2 x 7/8" 4 pin
	FPS300.245-049-102				Output OK, 3 channel, input: 7/8" 3 pin, output: 2 x 7/8" 4 pin
	FPS300.246-049-102				IO-Link, 3 channel NEC Class 2, input: M12-S, output: 3 x M12-L
	FPS300.245-049-112				IO-Link, 3 channel, input: 7/8" 3 pin, output: 3 x 7/8" 4 pin

### IP54, IP65 and IP67 power supplies, 200-240 V (highline)

Output DC	Article number	Power	Input AC	Input DC	Special features
24 V 25 A	FPH500.245-024-103	600 W	AC 200-240 V	DC 200-300 V	IO-Link, 3 channel, input: 7/8" 3 pin, output: 3 x M12-L

### IP54, IP65 and IP67 power supplies, 380-480 V

Output DC	Article number	Power	Input AC	Input DC	Special features	
24 V	12.5 A	300 W	3AC 380-480 V		Output OK, 4 channel, input: Han Q 5/0, Output : 4 x M12-A	
					DC OK, input: Han Q 4/2, output: Han Q 4/0	
	15 A	FPT300.242-002-101	360 W		Input: Han Q 4/2, output: Han Q 4/0	
	25 A	FPT500.241-001-102	600 W			DC OK, input: Han Q 4/2, output: Han Q 4/0
		FPT500.241-002-101		DC OK, input: Han Q 4/2, output: ASi cable		
		FPT500.241-006-104		DC OK, input: Han Q 4/2, output: Han Q 2/0		
		FPT500.241-010-108		IO-Link, 4 channel, input: M12-S, output: 2 x 7/8" 4 pin		
		FPT500.245-018-103		IO-Link, 4 channel, input: M12-S, output: 2 x M12-L		
		FPT500.245-034-105		IO-Link, 4 channel, input: M12-S, output: 2 x 7/8" 5 pin		
		FPT500.245-062-117		IO-Link, 3 channel, input: 7/8", output: 1 x M12-A, 2 x 7/8" 5 pin		
		FPT500.247-064-102				

# Overview – Supplementary units

## DIODE redundancy modules

Output DC	Article number	Input	Version	
12-28 V	20 A	PIRD20.241	DC 12-28 V 2 x 10 A	Dual-input
12-48 V	10 A	MLY10.241	DC 12-48 V 2 x 5 A	Dual-input
		MLY02.100	DC 12-48 V 2 x 5 A	Dual-input
	20 A	YR2.DIODE	DC 12-48 V 2 x 10 A	Dual-input
24-48 V	20 A	YRM2.DIODE	DC 24-48 V 2 x 10 A	Dual-input

## MOSFET redundancy modules

Output DC	Article number	Input	Version	
12-28 V	20 A	YR20.242	DC 12-28 V 2 x 0-10 A	Dual-input
	40 A	YR40.242	DC 12-28 V 2 x 20 A	Dual-input
		YR40.241	DC 24-28 V 2 x 20 A	Dual-input
		YR40.245	DC 12-28 V 1 x 40 A	Single-input
	80 A	YR80.241	DC 24-28 V 2 x 40 A	Dual-input
		YR80.242	DC 12-28 V 2 x 40 A	Dual-input
24-28 V	20 A	YR20.246	DC 24-28 V 2 x 10 A	Dual-input
24-56 V	40 A	YR40.482	DC 24-56 V 2 x 20 A	Dual-input

## Power supplies with integrated decoupling function

Output DC	Article number	Power	Input AC	Input DC	Special features		
24 V	10 A	240 W	AC 100-240 V	CP10.241-R1	DC 110-150 V	Spring clamp terminals	
				CP10.241-R2	DC 110-150 V	Plug connectors	
				CP10.241-R2-C1	DC 110-150 V	Conformal coating	
				CP10.242-R2	DC 110-300 V	Enhanced DC input range, plug connectors	
	20 A	480 W			CP20.241-R1	DC 110-150 V	Spring clamp terminals
					CP20.241-R2	DC 110-150 V	Plug connectors
					CP20.242-R2	DC 110-300 V	Plug connectors
					CP20.241-R2-C1	DC 110-150 V	Plug connectors
	40 A	SP960.241-SR	960 W	--	--	Screw terminals	

## Mounting brackets

Article number	Description
ZM1 – ZM3.WALL, ZM1.UBC10	Mounting bracket for a direct wall or panel mounting without a DIN rail
ZM10.WALL	Mounting bracket for a direct wall or panel mounting without a DIN rail
ZM11.SIDE – ZM15.SIDE	Brackets for sideways installation with or without a DIN rail

## Buffer modules with capacitor storage

Output DC	Article number	Capacitor storage	
24 V	20 A	UF20.241	0.2 kW, typ. buffer time 310 ms at 20 A
	40 A	UF40.241	0.32 kW, typ. buffer time 250 ms at 40 A
48 V	20 A	UF20.481	0.2 kW, typ. buffer time 150 ms at 20 A

<b>DIMENSION</b>	C, Q, U, X, Y, Z
<b>PLANETT</b>	SP
<b>MiniLine</b>	ML

## DC-UPS for batteries

Output DC		Article number	Battery	Version
24 V	10 A	UB10.241	external, 12 V, 3.9-40 Ah	DC-UPS control unit
		UB10.242	external, 12 V, 17-130 Ah	DC-UPS control unit
		UB10.245	external, 12 V, 3.9-40 Ah	Additional 12 V output
		UBC10.241	built-in 12 V, 5 Ah	Built-in battery included
		UBC10.241-N1	built-in 12 V, 5 Ah	Built-in battery not assembled
	20 A	UB20.241	external, 24 V, 3.9-150 Ah	DC-UPS control unit
	40 A	UB40.241	external, 24 V, 12-200 Ah	DC-UPS control unit

## DC-UPS with capacitor storage

Output DC		Article number	Capacitor storage
24 V	15 A	UC10.241	6 kW, typ. buffer time 9 s at 15 A
		UC10.242	12 kW, typ. buffer time 18 s at 15 A

## All-in-One DC-UPS

DC-UPS, power supply and tool for system analysis in one device by Adelsystem - a PULS company

Output DC		Article number	Input	Battery	Special features
12 V	3 A	CBI123A	AC 100-240-277 V	external*	
	4.5 A	CBI16012A			Ethernet: Modbus TCP/IP, SNMP, HTTPS
	6 A	CBI126A			
	10 A	CBI1210A			
	35 A	CBI1235A			Modbus RTU
24 V	2.5 A	CBI6024A	AC 100 – 240 – 277 V DC 140 – 340 V	external*	Ethernet: Modbus TCP/IP, SNMP, HTTPS
	3 A	CBI243A			
	5 A	CBI245A			
	10 A	CBI2410A			
	20 A	CBI2420A			Modbus RTU
		CBI60024A			Modbus RTU Ethernet: Modbus TCP/IP, SNMP, HTTPS
12 / 24 V	15 / 10 A	CBI2801224A	AC 100 – 240 – 277 V	external*	12 V or 24 V DC output, Modbus RTU
	10 / 10 A	CBI2501224A			12 V or 24 V DC output, Modbus RTU Enhanced DC input range
48 V	1.25 A	CBI6048A	AC 100 – 240 – 277 V	external*	Ethernet: Modbus TCP/IP, SNMP, HTTPS
	5 A	CBI485A			
	10 A	CBI4810A			Modbus RTU
		CBI60048A			Modbus RTU Ethernet: Modbus TCP/IP, SNMP, HTTPS

\* Suitable battery types: Lead Acid, Lithium, LiFePO4

Learn more about the available battery types on the Adelsystem website



### Combine the Adelsystem DC-UPS with a monitoring display

The compact DPY353 offers real-time battery monitoring with LED displays in a 27 mm IP30-rated housing. For advanced control, the DPY351 features a 3.5" display, Ethernet connectivity, and full diagnostics.

The ADELViewSystem PC software is made for seamless configuration and monitoring via RJUSB280-1.

# Overview – Supplementary units



# PISA

## Electronic circuit breakers

Output DC	Output channels	Article number	Special features
12 V / 24 V	4 x configurable current limits 1, 2, 3, 4, 6, 8 A	PISA-M-4ADJ	Configurable, auto-voltage selection
	4 x NEC Class 2, 2 A per channel at 12 V / 24 V	PISA-M-402	Automatic voltage selection, NEC Class 2
	4 x 4 A	PISA-M-404	Automatic voltage selection
	6 A per channel, total max. 20 A	PISA-M-406	Automatic voltage selection
	8 A per channel, total max. 20 A	PISA-M-408	Automatic voltage selection
	4 x NEC Class 2, 3.75 A per channel at 24 V 4 x NEC Class 2, 4.85 A per channel at 12 V	PISA-M-4CL2	Automatic voltage selection, NEC Class 2
24 V	2 x 1-12 A, 6 x 1-10 A	PISA-B-812-B1	Common alarm signal
	8 x NEC Class 2, 3.75 A per channel	PISA-B-8CL2-B1	Common alarm signal, NEC Class 2
	2 x 1-12 A, 6 x 1-10 A	PISA-B-812-B4	Digital coded alarm signal
	8 x NEC Class 2, 3.75 A per channel	PISA-B-8CL2-B4	Digital coded alarm signal, NEC Class 2
	4 x 1 A	PISA11.401	NEC Class 2
	4 x 2 A	PISA11.402	NEC Class 2
	4 x NEC Class 2, 3.75 A per channel	PISA11.CLASS2	NEC Class 2

PISA	B, 11, M
------	----------

# Approvals & product compliance

Region specific:



Application specific:




EN 50155

IEC 61558-2-16

IEC 60068-2-60

IEC 60601-1

# Applications for PULS power supplies



AUTOMOTIVE MACHINE BUILDING  
FACTORY AUTOMATION PROCESS INDUSTRY  
INTRALOGISTICS RENEWABLE ENERGY  
MEDICAL TECHNOLOGY RAILWAY SHIP BUILDING  
TEXTILE INDUSTRY BUILDING AUTOMATION

# Value-add system solutions

Value-add combines the advantages of standard power supplies with customer-specific flexibility.

With the Value-add platform, you get your tailor-made power supply, quickly and cost-effectively. PULS modifies proven standard power supplies and, if necessary, combines them with customer-specific modules from its subsidiary PULS Vario.

With the value-add system, you benefit from many advantages:



The time until completion of a value-add solution is significantly shorter than for development projects of purely customised power supplies.



Value-add solutions are cheaper than customised power supplies due to the existing technological foundation.



Value-add solutions are based on proven circuit designs that meet the highest technological standard. In addition, you benefit from the first-class series quality of our standard power supplies.

When does a value-add solution make sense?

Technical parameters for value-add

Application environment for value-add

Economic considerations for value-add

If your task cannot be solved with standard power supplies alone, it makes sense to consider a Value-Add solution.

- Special voltage ranges
- Very high peak load current
- Buffering DC-UPS
- Features for monitoring and regulation

- Mechanical changes
- Extreme ambient temperatures
- High vibration and shock
- Absolute reliability and system stability

- Save development costs
- Minimise risk
- Samples available quickly
- Fast access times
- Small quantity needed

Example: Value-add solution that integrates a PIANO power supply with an expanded temperature range and a customised micro DC-UPS.



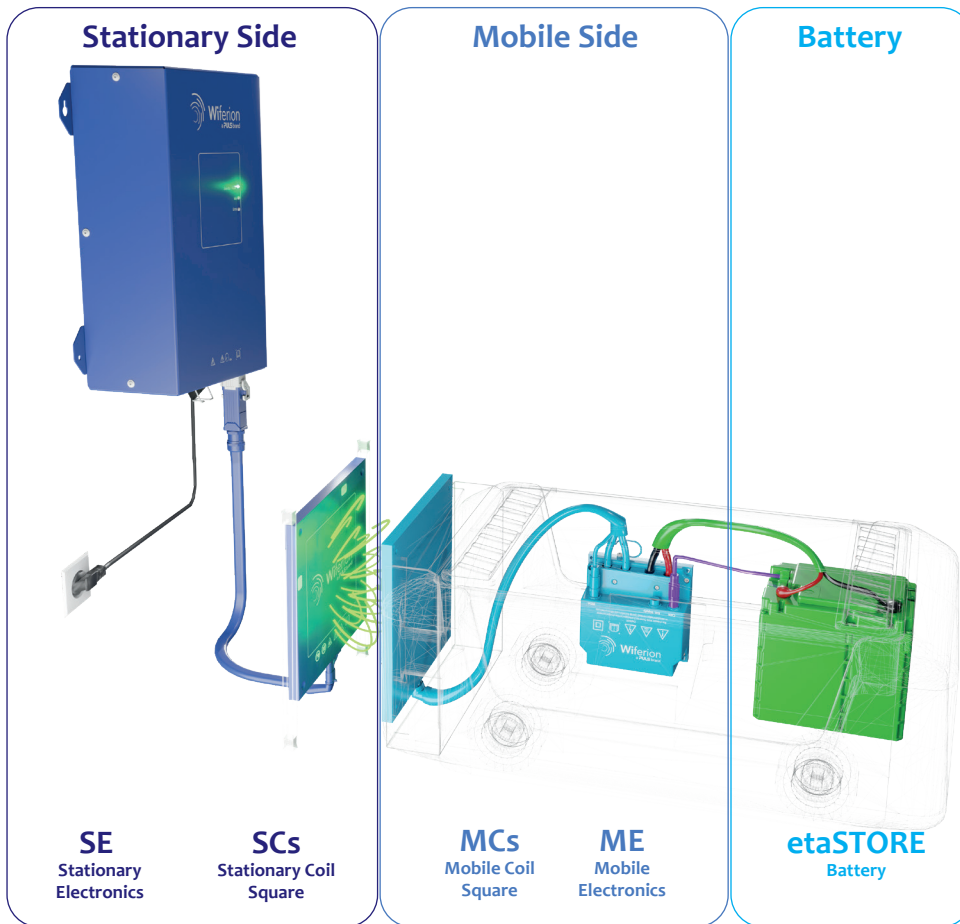
You can find more about value-add system solutions here on our website.



PULS analyses the potential of technological future fields always from the perspective of its customers. In 2023, the unique opportunity arose to acquire the innovative technology of the wireless charging specialist Wiferion for our product portfolio: Inductive charging systems for industrial driverless transport systems and mobile robots.

By including Wiferion's solutions in our portfolio, we are able to provide a complete ecosystem for the supply and wireless charging of decentralised transport systems and robots.

## Overview – Wireless Charging




You can find more about Wiferion - a PULS brand here:



All-in-One DC-UPS solutions  
Battery chargers

**ADELSYSTEM**  
a PULS company



## Highest availability of DC voltages

Essential for the protection, automation and control  
of demanding applications.

## About Adelsystem – a PULS company

Founded in 1991 in Italy, Adelsystem has been part of the PULS Group since 2024, expanding our portfolio with market-leading DC-UPS systems and intelligent battery chargers.

These products are essential for applications requiring maximum reliability and availability, such as infrastructure projects in energy supply, renewable energy, water and wastewater management, and telecommunications.

With the widest range of DC-UPS systems on the market – offering output voltages from 12 V to 48 V and current ratings from 3 A to 40 A – Adelsystem – a PULS company sets benchmarks for flexibility and scalability. Thanks to its all-in-one solutions with integrated power supplies, Adelsystem – a PULS company delivers compact and efficient systems tailored to a variety of demanding applications.

The DC-UPS systems also offer extensive communication capabilities, including the proprietary ADELBus, enabling seamless integration into modern digital infrastructures.

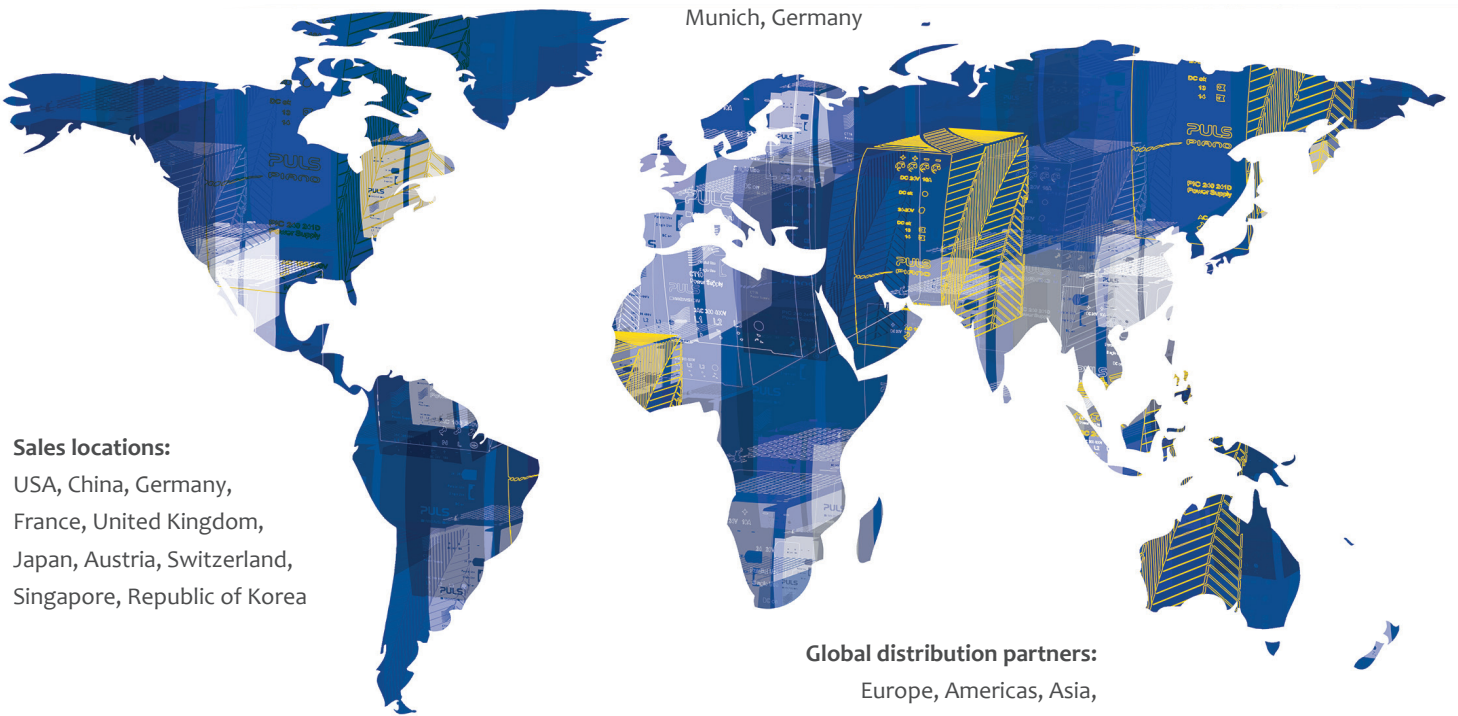


For more information  
please visit the  
Adelsystem – a PULS  
company website.

# Customer support near you

**PULS Headquarters:**

Munich, Germany



**Sales locations:**

USA, China, Germany,  
France, United Kingdom,  
Japan, Austria, Switzerland,  
Singapore, Republic of Korea

**Global distribution partners:**

Europe, Americas, Asia,  
Africa, Australia



## Global Sales Team

Our qualified global sales teams are looking forward to supporting you in all questions regarding general product information, prices, availability and delivery times.

Please visit our website to find your contact person: [www.pulspower.com](http://www.pulspower.com)


## Global application engineering team

Our global application engineering team is committed to providing the best possible solution according to your requirements and assist you in overcoming technical challenges. With years of experience and access to cutting-edge tools, our technical experts are able to find solutions tailored to your exact application requirements during all project phases.

Contact us today and find out how we can assist you in choosing the perfect and reliable solution for your needs.

Find all  
contacts  
here:





PULS GmbH    Elektrastrasse 6    81925 Munich    info@pulspower.com    www.pulspower.com

At a Glance\_2026.01 EN



[www.pulspower.com/  
contact/puls-worldwide](http://www.pulspower.com/contact/puls-worldwide)